

NOTE:

1. DESCRIPTION

01 SFP CAGE 1PCS T=0.25 NOT PLATING

02 SFP HEAT SINK 1PCS AL Ni FOR ALL

03 SFP HEAT SINK CLIP 1PCS SUS 301½H T-0.25mm NOT PLATING

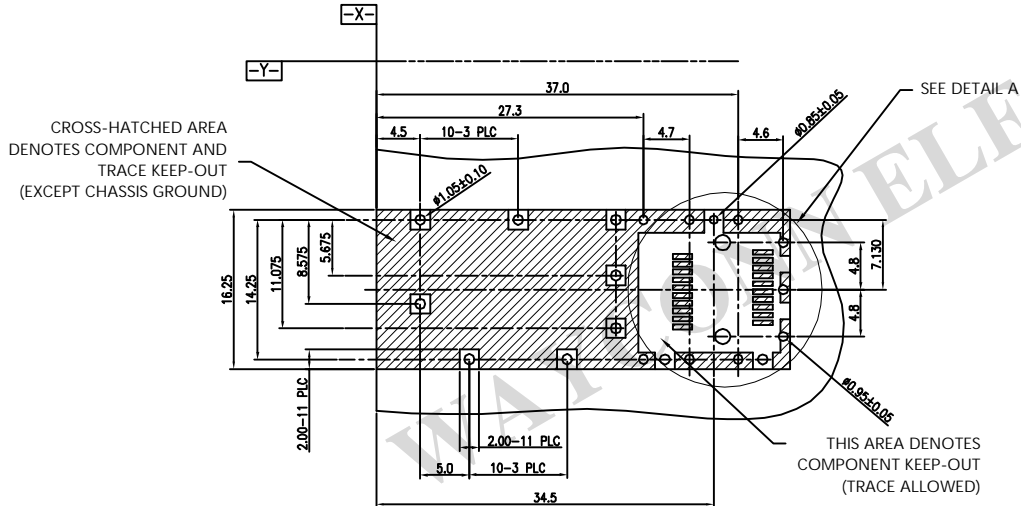
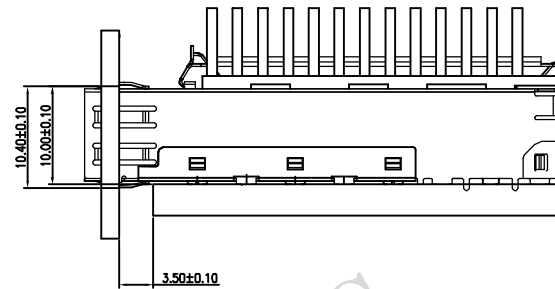
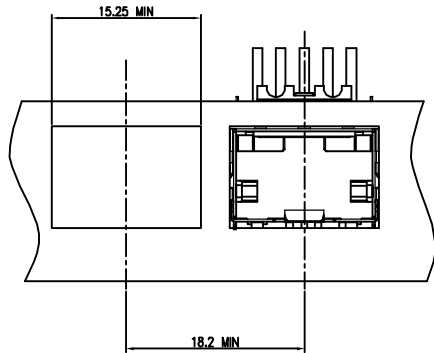
2. TEMPERATURE

OPERATION: -55°C TO +105°C

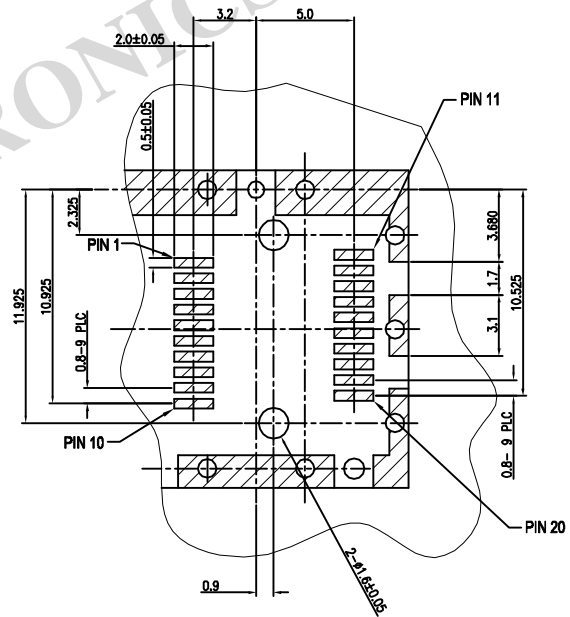
STORAGE: -55°C TO +105°C

SFP A-PT E 11 2 1
 SFP - CATEGORY
 A: PRODUCT - CAGE
 PT: PRESS-FIT
 E: w/ EMI TAB
 1: SERIES No.
 2: w/ HEAT SINK
 11: Nos. OF PORTS - 1X1

GENERAL TOLERANCE		PROJECTION		TITLE	SFP CAGE 1X1	
.X	±0.20	UNITS	mm		PRESS-FIT WITH HEAT SINK	
.XX	±0.15	SHEET SIZE	A4	P/N:	SFP A-PTE1121	
.XXX	±0.10	WAYCONN ELECTRONICS				
ANGLES ±0.5						
SCALE	1:1					
SHEET	1 OF 2					



PCB LAYOUT THICKNESS=3.0mm (TOP VIEW)



DETAIL A SCALE 2:1

GENERAL TOLERANCE	
.X	±0.20
.XX	±0.15
.XXX	±0.10
ANGLES ±0.5	
SCALE	1:1
SHEET	2 OF 2

PROJECTION		TITLE	SFP CAGE 1X1
UNITS	mm		PRESS-FIT WITH HEAT SINK
SHEET SIZE	A4	P/N:	SFPA-PTE1121

WAYCONN ELECTRONICS