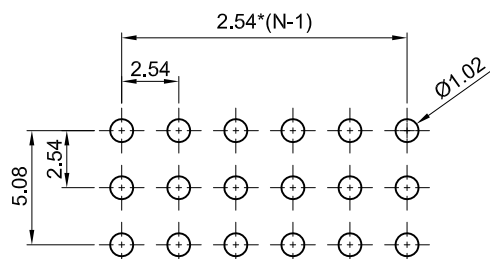
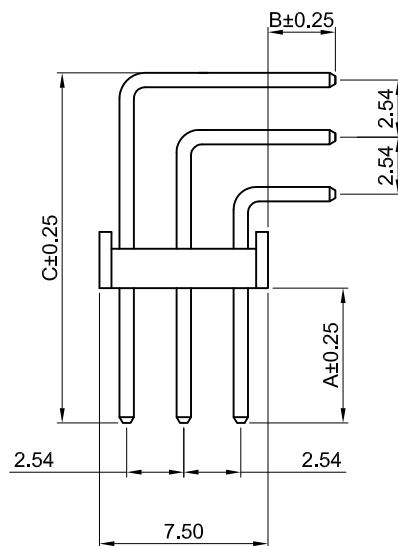
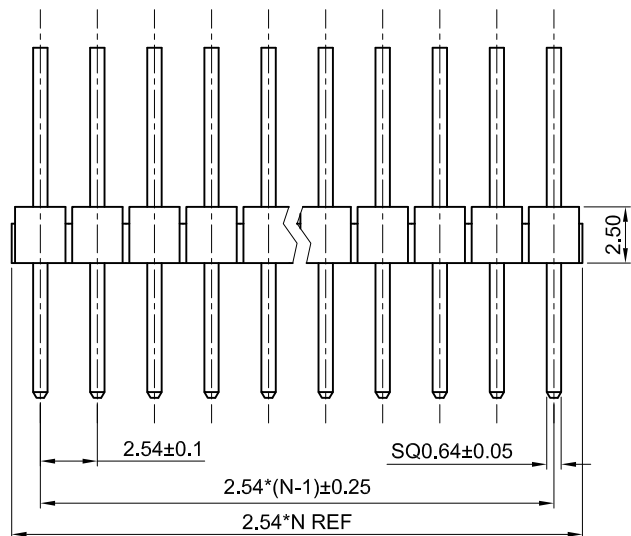


RIGHT ANGLE TYPE  
N:NUMBER OF CONTACT/3



RECOMMEND PCB LAYOUT  
(TOLERANCE ±0.05)

## 1. MATERIAL

- 1.1 INSULATOR: THERMOPLASTIC (UL 94V-0).
- 1.2 CONTACT MATERIAL: COPPER ALLOY.

## 2. SPECIFICATION

- 2.1 CURRENT RATING: 3.0 Amp.
- 2.2 INSULATION RESISTANCE: 1000mΩ Min.
- 2.3 DIELECTRIC WITHSTANDING: 600VAC.
- 2.4 CONTACT RESISTENCE: 20mΩ Max.
- 2.5 OPERATING TEMPERATURE: -40°C TO +105°C.

## 3. PLASTIC WITHSTAND TEMP

- 3.1 MAX PROCESSING TEMP:  
180°C FOR 30-60 SEC; (200°C FOR 5-10 SEC.) - PBT  
230°C FOR 30-60 SEC; (260°C FOR 5-10 SEC.) - PA6T

**PH 254 - XXX - XXX GX**

### Gender

P=Pin Header  
F=Female Header

### Pitch

0.80=080  
1.00=100  
1.27=127  
2.00=200  
2.54=254

### No. of PINS

1 x 01 ~ 1 x 40 PINS  
2 x 01 ~ 2 x 40 PINS  
3 x 01 ~ 3 x 40 PINS

### Connector Type

S=Straight  
R=Right Angle  
M=SMT

### Plating

Standard: G0  
G0: Gold  
Flash G2: 1U"  
Gold G3: 3U"  
Gold G4: 5U"  
Gold G5:  
10U" Gold  
G6: 15U"  
Gold SN: Tin

### Packing Style

1. Loose in Bag  
2. Tape & Reel  
3. Tube

### Insulator Material

1: PBT  
2: PA6T  
3: PA9T  
4: LCP

PRODUCT TITLE:	2.54mm Pitch Pin Header, Thru-Hole, Straight, 3 Row		
UNLESS OTHERWISE SPECIFIED TOLERANCES	SCALE: 1/1	UNIT: mm	⊕ ⊖ PH254-3XX-RXXG0-00
	SIZE: A3	PAGE: 1 OF 1	RAV.A01
DECIMALS:	ANGLES:	<b>WAYCONN ELECTRONICS</b>	
X :±0.5	X :±6°		
X.X :±0.3	X.X :±3°		
X.XX :±0.2	X.XX :±2°		