

TYPE 1

1. MATERIAL

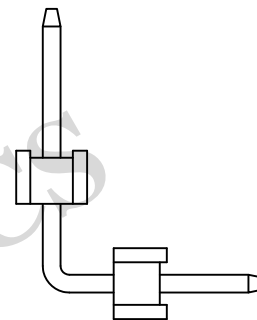
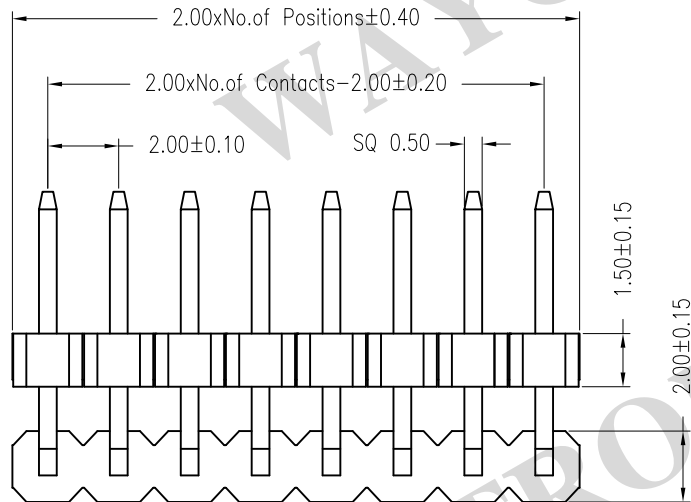
- 1.1 INSULATOR: THERMOPLASTIC (UL 94V-0).
- 1.2 CONTACT MATERIAL: COPPER ALLOY.

2. SPECIFICATION

- 2.1 CURRENT RATING: 1.5 Amp.
- 2.2 INSULATION RESISTANCE: 1000mΩ Min.
- 2.3 DIELECTRIC WITHSTANDING: 600VAC.
- 2.4 CONTACT RESISTENCE: 20mΩ Max.
- 2.5 OPERATING TEMPERATURE: -40°C TO +105°C.

3. PLASTIC WITHSTAND TEMP

- 3.1 MAX PROCESSING TEMP:
 180°C FOR 30-60 SEC; (200°C FOR 5-10 SEC.) - PBT
 230°C FOR 30-60 SEC; (260°C FOR 5-10 SEC.) - PA6T



TYPE 2

PH 200 - XXX - XXX GX

Gender

- P=Pin Header
- F=Female Header

Pitch

- 0.80=080
- 1.00=100
- 1.27=127
- 2.00=200
- 2.54=254

No. of PINS

- 1 x 01 ~ 1 x 40 PINS
- 2 x 01 ~ 2 x 40 PINS
- 3 x 01 ~ 3 x 40 PINS

Connector Type

- S=Straight
- R=Right Angle
- M=SMT

Plating Standard

- G0: Gold Flash
- G2: 1U" Gold
- G3: 3U" Gold
- G4: 5U" Gold
- G5: 10U" Gold
- G6: 15U" Gold
- Gold SN: Tin

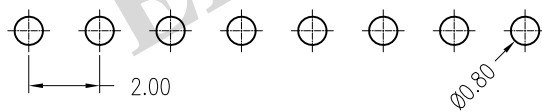
Packing Style

- 1. Loose in Bag
- 2. Tape & Reel
- 3. Tube

Insulator Material

- 1: PBT
- 2: PA6T
- 3: PA9T
- 4: LCP

Recommended P.C.B Layout (Top Side)
 (PCB BOARD TOLERANCE±0.05)



PRODUCT TITLE:	2mm Pin Header, Right Angle, Elevated		
UNLESS OTHERWISE SPECIFIED TOLERANCES	SCALE: 1/1	UNIT: mm	RAV.A01
	SIZE: A3	PAGE: 1 OF 1	
DECIMALS:	ANGLES:	WAYCONN ELECTRONICS	
X : ±0.5	X : ±6°		
X.X : ±0.3	X.X : ±3°		
X.XX : ±0.2	X.XX : ±2°		