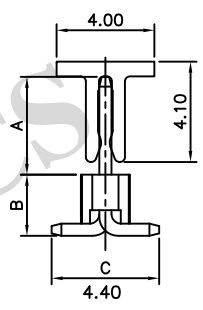
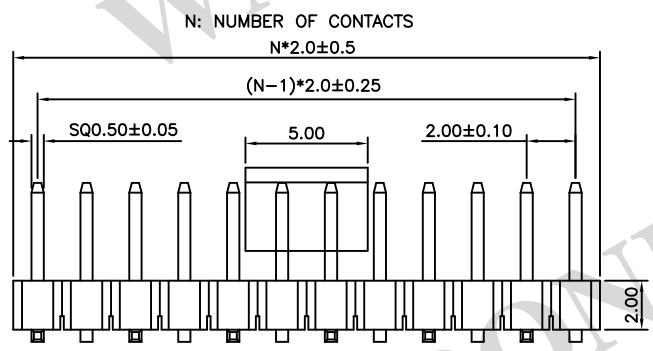
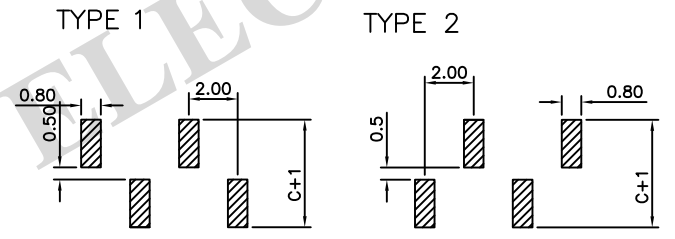


1. MATERIAL
 - 1.1 INSULATOR: THERMOPLASTIC (UL 94V-0).
 - 1.2 CONTACT MATERIAL: COPPER ALLOY.
2. SPECIFICATION
 - 2.1 CURRENT RATING: 1.5 Amp.
 - 2.2 INSULATION RESISTANCE: 1000mΩ Min.
 - 2.3 DIELECTRIC WITHSTANDING: 600VAC.
 - 2.4 CONTACT RESISTENCE: 20mΩ Max.
 - 2.5 OPERATING TEMPERATURE: -40°C TO +105°C.
3. PLASTIC WITHSTAND TEMP
 - 3.1 MAX PROCESSING TEMP:
 - 180°C FOR 30-60 SEC; (200°C FOR 5-10 SEC.) - PBT
 - 230°C FOR 30-60 SEC; (260°C FOR 5-10 SEC.) - PA6T



PH 200 - XXX - XXX GX

Gender P=Pin Header F=Female Header	Plating Standard: G0 G0: Gold Flash G2: 1U" Gold G3: 3U" Gold G4: 5U" Gold G5: 10U" Gold G6: 15U" Gold SN: Tin
Pitch 0.80=080 1.00=100 1.27=127 2.00=200 2.54=254	Packing Style 1. Loose in Bag 2. Tape & Reel 3. Tube
No. of PINS 1 x 01 ~ 1 x 40 PINS 2 x 01 ~ 2 x 40 PINS 3 x 01 ~ 3 x 40 PINS	Insulator Material 1: PBT 2: PA6T 3: PA9T 4: LCP



RECOMMEND PCB LAYOUT(TOLERANCE=±0.05)

PRODUCT TITLE:	2.00mm SMT Pin Header, Vertical, Single Row		
UNLESS OTHERWISE SPECIFIED TOLERANCES	SCALE: 1/1	UNIT: mm	⊕ ⊖ PH200-1XX-MXXG0-03
	SIZE: A3	PAGE: 1 OF 1	RAV.A01 Optional Pick Up Cap
DECIMALS:	ANGLES:	WAYCONN ELECTRONICS	
X : ±0.5	X : ±6°		
X.X : ±0.3	X.X : ±3°		
X.XX : ±0.2	X.XX : ±2°		