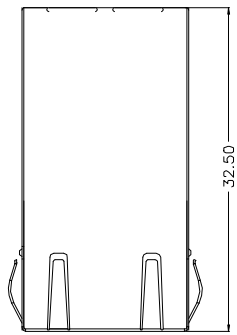
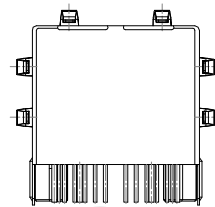


# Mechanical

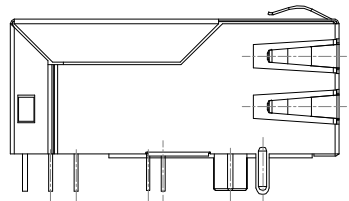
REV.	DESCRIPTION	DRAWN	CHECKED	APPROVED
A	NEW RELEASE		~	



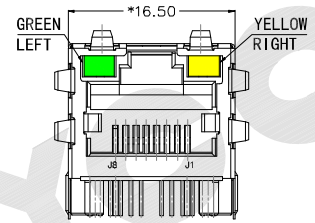
TOP



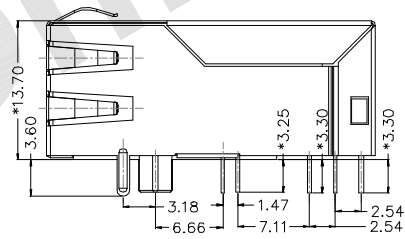
BACK



LEFT SIDE



FRONT

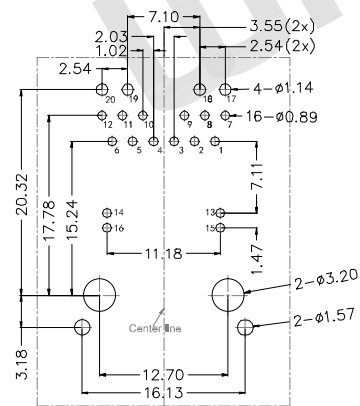


RIGHT SIDE

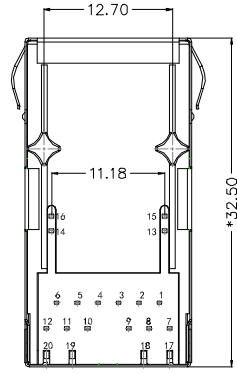
**Material:**  
 Insulator Material: PBT+30%GF(Glass Filled), UL94V-0, Black  
 Shield: 0.20mm Thickness Copper Alloy, Nickel Plated  
 Contact Material: Phosphor Bronze 0.35mm  
 Gold Plating: Selective Gold Plating Over Nickel: 3u", 6u", 15u", 30u"

**Mechanical:**  
 Durability: 750 Cycles Min  
 Matting Force: 22N Max

**Environmental:**  
 Storage Temperature : -40°C to +85°C  
 Operation Temperature: -40°C to +85°C



RECOMMENDED PCB LAYOUT



BOTTOM

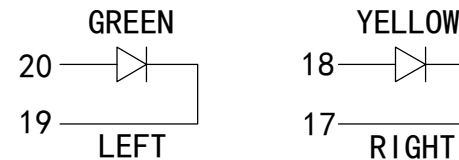
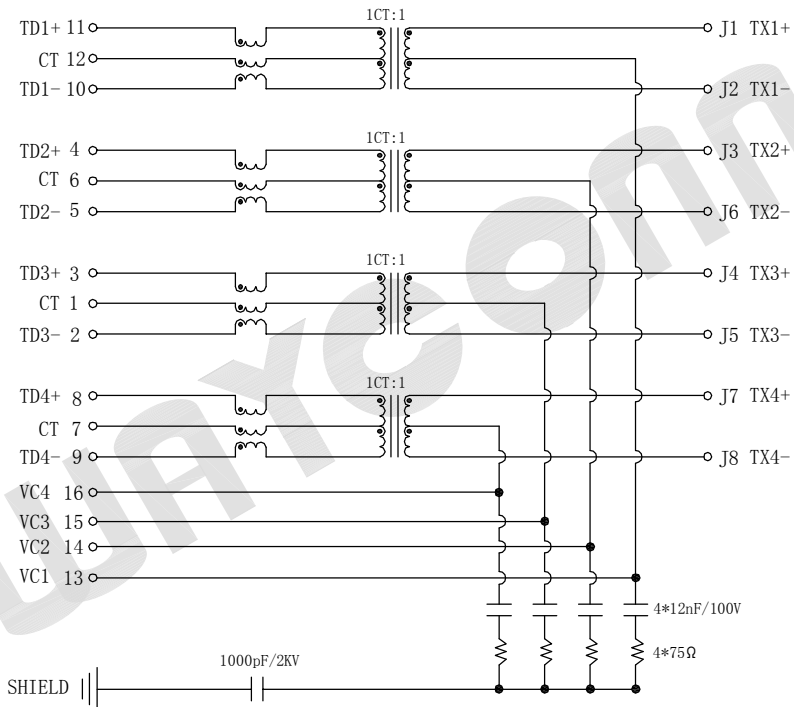
MJTP14 - G8 117 X X X X X X

Shield	No. of Ports	LED Color	Plastic Peg	Insulator	Gold Plating
0 - w/o Shield	1 - 1X1	0 - w/o LED	1 - Split	1 - PBT	1 - Fμ"
1 - Shield w/o EMI	2 - 1X2	1 - Y/G	2 - Cross	2 - PA66	2 - 3μ"
2 - Shield w/ EMI	4 - 1X4	2 - G/Y		3 - PA46	3 - 6μ"
3 - Half Shield	6 - 1X6	3 - G/G		4 - LCP	4 - 15μ"
	8 - 1X8	4 - Y/Y			5 - 30μ"
		5 - Special			6 - 50μ"

GENERAL TOLERANCE	ANGLE TOLERANCE	PROJECTION	TITLE
X. ±0.35	X. ±3.0°	mm	TAB-UP 1000BASE-T, W/ POE, SHIELD W/ EMI & LED, L: 33MM
.X ±0.30	.X ±2.0°		
.XX ±0.25	.XX ±1.5°	SHEET SIZE	PART NO.
.XXX ±0.10	.XX ±1.0°	A4	MJTP14 - G81172122XX
DRAWING TYPE	CUSTOMER	<h1>WAYCONN CO.,LTD</h1>	
SCALE	1:1 SHEET 2 OF 2		
SERIES	MJT14 SERIES		

# Schematics

REV.	DESCRIPTION	DRAWN	CHECKED	APPROVED
A	NEW RELEASE		~	



## LED Specification

Standard LED Color	LED Wavelength	Foward(A)	Foward(V)
Green	568nm	20mA	1.85-2.45V
Yellow	585nm	20mA	1.7-2.2V

## ELECTRICAL SPECIFICATIONS AT 25°C

Turns Ratio (±2%)		Insertion Loss (dB max)	Return Loss (dB max)				Crosstalk (dB TYP)			Common Mode Rejection (dB TYP)	Hipot (vrms)
TX	RX	1~100 MHz	1~10 MHz	10~30 MHz	30~60 MHz	60~100 MHz	1~30 MHz	30~60 MHz	60~100 MHz	1~100 MHz	1500
1CT: 1CT	1CT: 1CT	-1.0	-20	-16	-12	-10	-40	-35	-30	-30	

1. OCL: 350μH Min. @ 100KHz/0.1V with 8mA DC bias;

2. PoE Function:

PoE Magnetics meets IEEE802.3af;

For PSE or PD Applications

GENERAL TOLERANCE		ANGLE TOLERANCE	
X.	±0.35	X.	±3.0°
.X	±0.30	.X	±2.0°
.XX	±0.25	.XX	±1.5°
.XXX	±0.10	.XX	±1.0°

PROJECTION		TITLE	TAB-UP 1000BASE-T, W/ POE, SHIELD W/ EMI & LED, L: 33MM
UNITS	mm	PART NO.	MJTP14 - G81172122XX
SHEET SIZE	A4		

DRAWING TYPE	CUSTOMER		
SCALE	1:1	SHEET	2 OF 2
SERIES	MJT14 SERIES		

# WAYCONN CO.,LTD