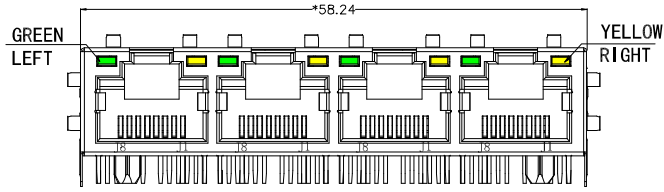
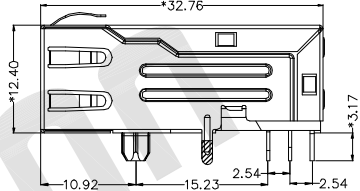


Mechanical

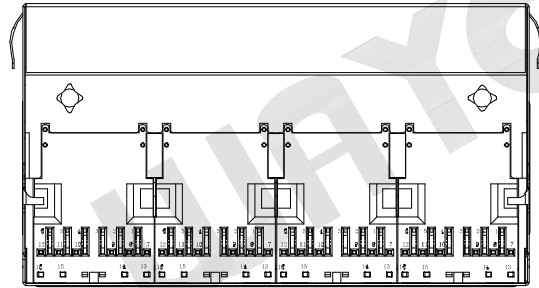
REV.	DESCRIPTION	DRAWN	CHECKED	APPROVED
A	NEW RELEASE		~	



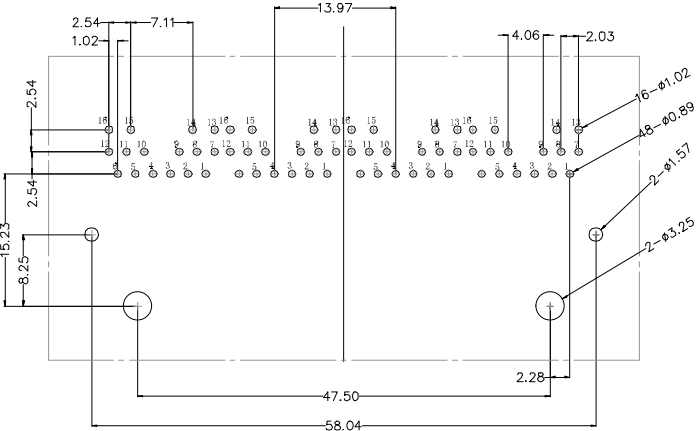
FRONT



RIGHT SIDE



BOTTOM



RECOMMENDED PCB LAYOUT

Material:
 Insulator Material: PBT+30%GF(Glass Filled), UL94V-0, Black
 Shield: 0.20mm Thickness Copper Alloy, Nickel Plated
 Contact Material: Phosphor Bronze 0.35mm
 Gold Plating: Selective Gold Plating Over Nickel: 50u"

Mechanical:
 Durability: 750 Cycles Min
 Matting Force: 22N Max

Environmental:
 Storage Temperature : -40°C to +85°C
 Operation Temperature: -40°C to +85°C

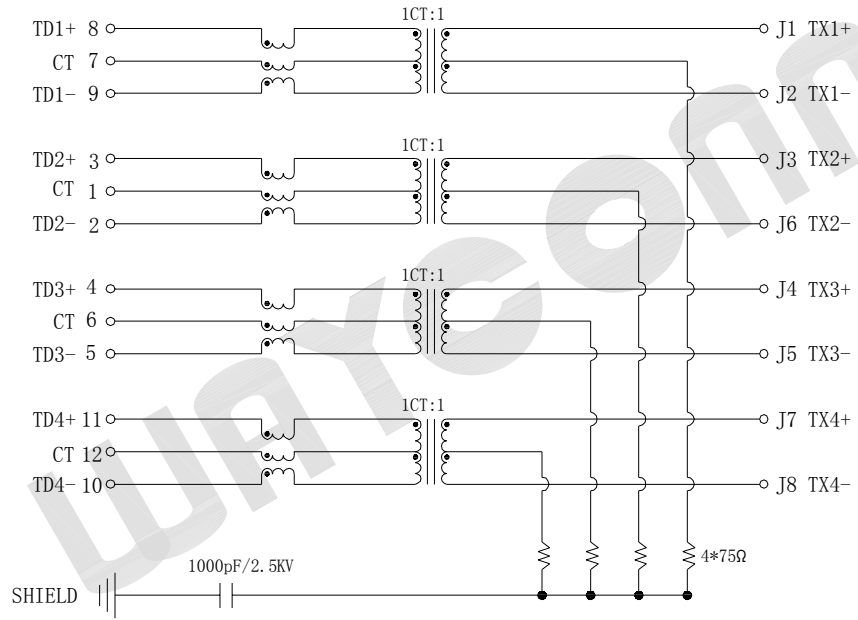
MJT54 - 10G8 203 X X X X X X

Shield	No. of Ports	LED Color	Plastic Peg	Insulator	Gold Plating
0 - w/o Shield	1 - 1X1	0 - w/o LED	1 - Split	1 - PBT	1 - 1μ"
1 - Shield w/o EMI	2 - 1X2	1 - Y/G	2 - Cross	2 - PA66	2 - 3μ"
2 - Shield w/ EMI	4 - 1X4	2 - G/Y		3 - PA46	3 - 6μ"
3 - Half Shield	6 - 1X6	3 - G/G		4 - LCP	4 - 15μ"
	8 - 1X8	4 - Y/Y			5 - 30μ"
		5 - Special			6 - 50μ"

GENERAL TOLERANCE	ANGLE TOLERANCE	PROJECTION	TITLE	TAB-UP 1X4, 10G, SHIELD W/ LED & EMI
X. ±0.35	X. ±3.0°	mm		
.X ±0.30	.X ±2.0°			
.XX ±0.25	.XX ±1.5°			
.XXX ±0.10	.XX ±1.0°			
DRAWING TYPE	CUSTOMER	<h2>WAYCONN CO.,LTD</h2>		
SCALE	1:1 SHEET 1 OF 2			
SERIES	MJT54 SERIES			

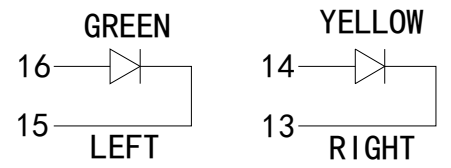
Schematics

REV.	DESCRIPTION	DRAWN	CHECKED	APPROVED
A	NEW RELEASE		~	



ELECTRICAL SPECIFICATIONS AT 25°C

- Turn ratio: 8~9: J1~J2=1CT:1CT(±2%).
3~2: J3~J6=1CT:1CT(±2%).
4~5: J4~J5=1CT:1CT(±2%).
11~10: J7~J8=1CT:1CT(±2%).
- OCL: 160uH Min.at 100KHz 100mV 8mA DC.
- Insertion Loss: -3.0 dB Max 100KHz
-2.0 dB Max(-1.4dB TYP) 1~400MHz.
- Return loss: -16dB Min 1~40MHz;
-16+10LOG(f/40)dB 40~400MHz.
-6+30LOG(f/400)dB 400~500MHz.
- Cross talk: -28dB Min 1~100MHz;
-19dB Min 100~500MHz;
- CMR: -30dB Min 1~40MHz;
-28dB Min 40~100MHz;
-26dB Min 100~500MHz;
- CDMR: -30dB Min 1~250MHz;
-22dB Min 250~500MHz;
- Hi-Pot: 2250V DC 6S 1mA PRI TO SEC



LED Specification

Standard LED Color	LED Wavelength	Foward(A)	Foward(V)
Green	568nm	20mA	1.85-2.45V
Yellow	585nm	20mA	1.7-2.2V

GENERAL TOLERANCE		ANGLE TOLERANCE	
X.	±0.35	X.	±3.0°
.X	±0.30	.X	±2.0°
.XX	±0.25	.XX	±1.5°
.XXX	±0.10	.XX	±1.0°

PROJECTION		TITLE	TAB-UP 1X4, 10G, SHIELD W/ LED & EMI
UNITS	mm	PART NO.	MJT54 - 10G82032422XX

DRAWING TYPE	CUSTOMER		
SCALE	1:1	SHEET	2 OF 2
SERIES	MJT54 SERIES		

WAYCONN CO.,LTD