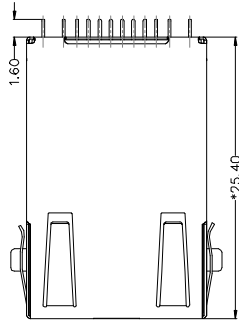
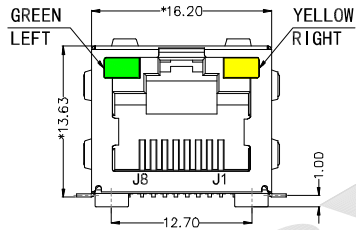


Mechanical

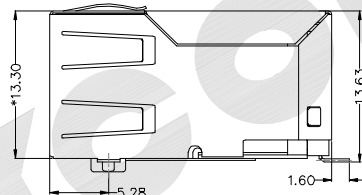
REV.	DESCRIPTION	DRAWN	CHECKED	APPROVED
A	NEW RELEASE		~	



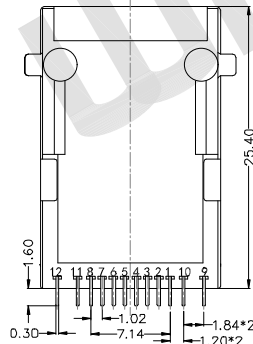
TOP VIEW



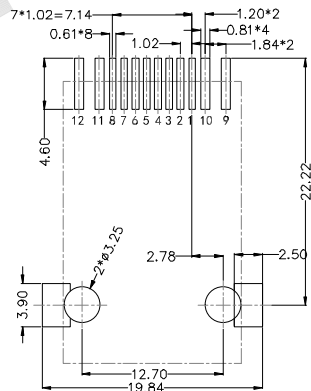
FRONT VIEW



RIGHT SIDE VIEW



BOTTOM VIEW



RECOMMENDED PCB LAYOUT VIEWED FROM COMPONENT SIDE

Material:

Insulator Material: LCP, UL94V-0, Black Shield: 0.20mm Thickness
 Copper Alloy, Nickel Plated
 Contact Material: Phosphor Bronze 0.35mm
 Gold Plating: Selective Gold Plating Over Nickel: 3u", 6u", 15u", 30u"

Mechanical:

Durability: 750 Cycles Min
 Matting Force: 22N Max

Environmental:

Storage Temperature : -40°C to +85°C
 Operation Temperature: -40°C to +85°C

MJT33 - M4 093 X X X X X X

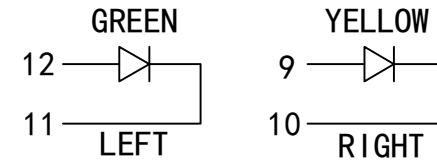
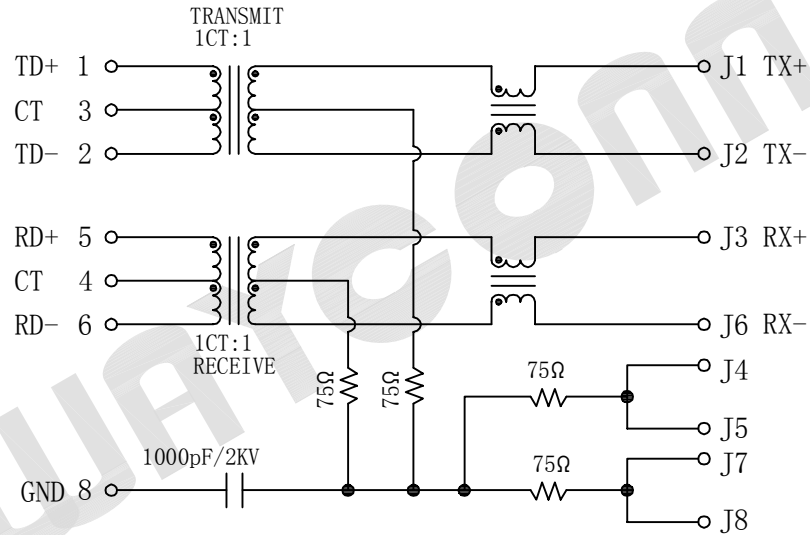
Shield	Mounting	LED Color	Plastic Peg	Insulator	Gold Plating
0 - w/o Shield	1 - SMT	0 - w/o LED	1 - With	1 - PBT	1 - Fμ"
1 - Shield w/o EMI	2 - DIP	1 - Y/G	2 - Without	2 - PA66	2 - 3μ"
2 - Shield w/ EMI		2 - G/Y		3 - PA46	3 - 6μ"
3 - Half Shield		3 - G/G		4 - LCP	4 - 15μ"
		4 - Y/Y			5 - 30μ"
		5 - Special			6 - 50μ"

GENERAL TOLERANCE		ANGLE TOLERANCE		PROJECTION	TITLE
X.	±0.35	X.	±3.0°	mm	RJ45 MAGJACK, SMT, TAB-UP, 100BASE-T, SHIELDED W/ LED & EMI
.X	±0.30	.X	±2.0°		
.XX	±0.25	.XX	±1.5°		
.XXX	±0.10	.XX	±1.0°		
DRAWING TYPE		CUSTOMER		SHEET SIZE	PART NO.
SCALE		1:1		A4	MJT33 - M409321214X
SERIES		MJT33 SERIES			

WAYCONN CO.,LTD

Schematics

REV.	DESCRIPTION	DRAWN	CHECKED	APPROVED
A	NEW RELEASE			



LED Specification

Standard LED Color	LED Wavelength	Foward(A)	Foward(V)
Green	568nm	20mA	1.85-2.45V
Yellow	585nm	20mA	1.7-2.2V

ELECTRICAL SPECIFICATIONS AT 25°C

Turns Ratio (±2%)		Insertion Loss (dB max)	Return Loss (dB max)				Crosstalk (dB TYP)			Common Mode Rejection (dB TYP)	Hipot (vrms)
TX	RX		1~10 MHz	10~30 MHz	30~60 MHz	60~100 MHz	1~30 MHz	30~60 MHz	60~100 MHz		
1CT:1CT	1CT:1CT	-1.0	-20	-16	-12	-10	-40	-35	-30	-30	1500

1. OCL: 350uH minimum with 8mA current;

GENERAL TOLERANCE		ANGLE TOLERANCE		PROJECTION	TITLE	RJT45 MAGJACK, SMT, TAB-UP, 100BASE-T, SHIELDED W/ LED & EMI	
X.	±0.35	X.	±3.0°		mm		
.X	±0.30	.X	±2.0°				
.XX	±0.25	.XX	±1.5°				
.XXX	±0.10	.XX	±1.0°				
DRAWING TYPE		CUSTOMER		<h1>WAYCONN CO.,LTD</h1>			
SCALE		1:1	SHEET 2 OF 2				
SERIES		MJT33 SERIES					