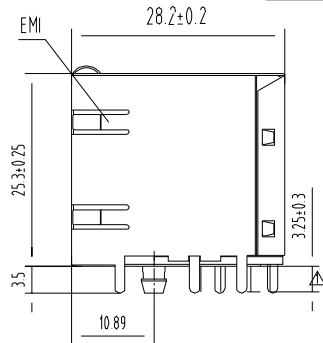
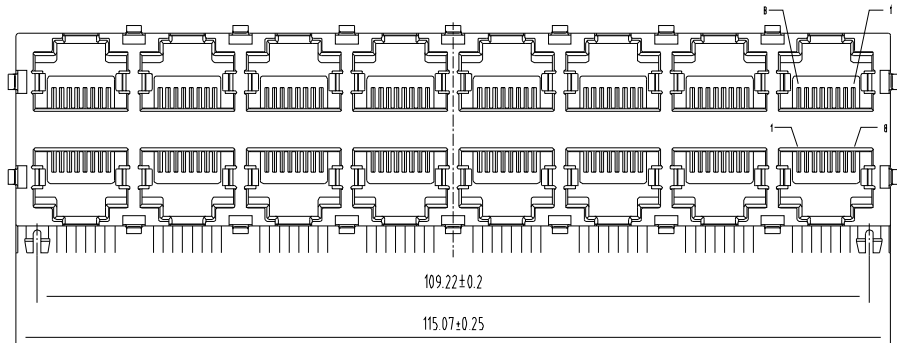


REV.	DESCRIPTION	DRAWN	CHECKED	APPROVED
A	NEW RELEASE	JLZ 03/24/16'	~	



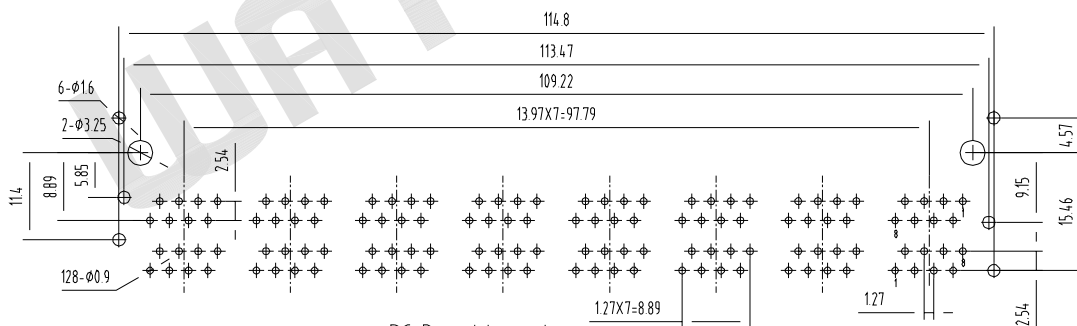
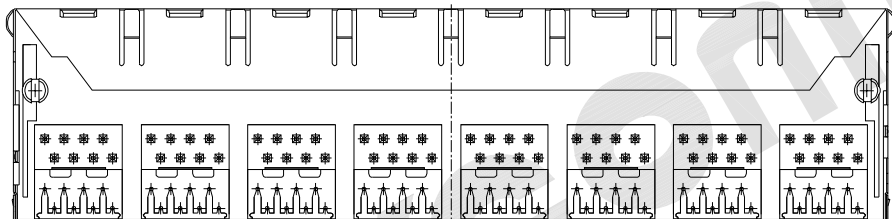
**PN#:** MJIB-88280XX  
**DESC:** Stacked RJ45 2 X 8 Connector, Modular Jack, Shielded

**Material:**  
 Housing Material: PBT, PA66, PA46, High Temp Nylon UL94V-0, Black and Grey Color  
 Contact Material: Phosphor Bronze 0.46mm, Round PIN  
 Shield Material: Copper, Nickel Plated  
 Plating: Gold Plating over Nickel

**Electrical:**  
 Voltage Rating: 125 V AC RMS  
 Current Rating: 1.5 Amp  
 Contact Resistance: 30mΩ Max.  
 Insulation Resistance: 500MΩ Min. @ 500 VDC  
 Dielectric Withstanding Resistance: 1000 VAC RMS 60Hz, 1 Min.

**Mechanical:**  
 Durability : 750 Cycles Min.  
 PCB Retention Force: 10 LBS Min.

**Environmental:**  
 Storage Temperature : -40°C to +85°C  
 Operation Temperature: -40°C to +85°C



PC Board Layout  
 Component Side Shown

MJIB - 88 X X X X X

Shield	No. of Ports	Back Peg	Insulator Material	Gold Plating
0 - w/o Shield	1 - 2x1	0 - w/o Back peg	1 - PBT	1 - G/Fμ"
1 - Shield w/o EMI	2 - 2x2	1 - 1 Back peg	2 - PA66	2 - 3μ"
2 - Shield w/ EMI	3 - 2x3	2 - 2 Back peg	3 - PA46	3 - 6μ"
	4 - 2x4	3 - 3 Back peg		4 - 15μ"
	5 - 2x5			5 - 30μ"
	6 - 2x6			6 - 50μ"
	8 - 2x8			

GENERAL TOLERANCE		ANGLE TOLERANCE		PROJECTION	TITLE
X.	±0.60	X.	±5°	mm	Stacked RJ45 2 X 8 Connector, Modular Jack, Shielded, w/EMI
.X	±0.38	.X	±3°		
.XX	±0.25	.XX	±2°		
DRAWING TYPE		CUSTOMER		SHEET SIZE	SERIES
SCALE		1:1		A4	MJIB SERIES
DRAWING NO.		MJIB - 88XXXXXX			

**WAYCONN CO.,LTD**