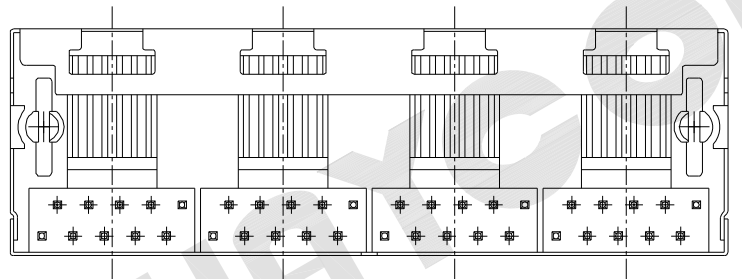
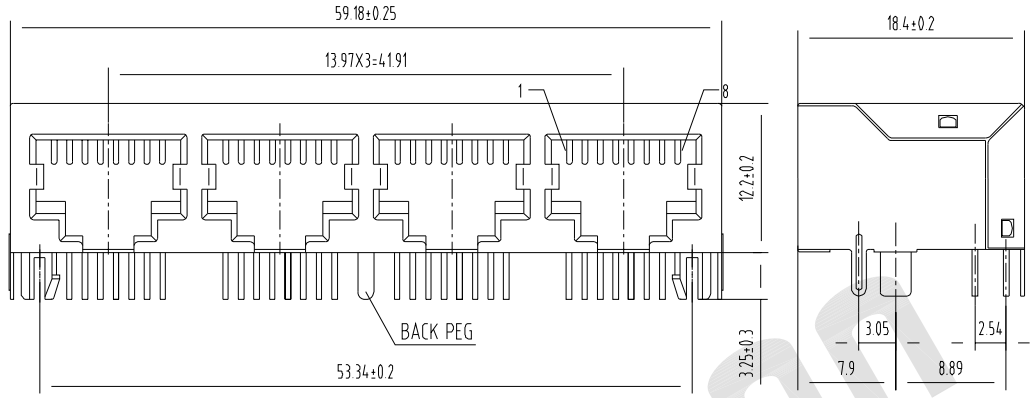


REV.	DESCRIPTION	DRAWN	CHECKED	APPROVED
A	NEW RELEASE	JLZ 03/24/16'	~	

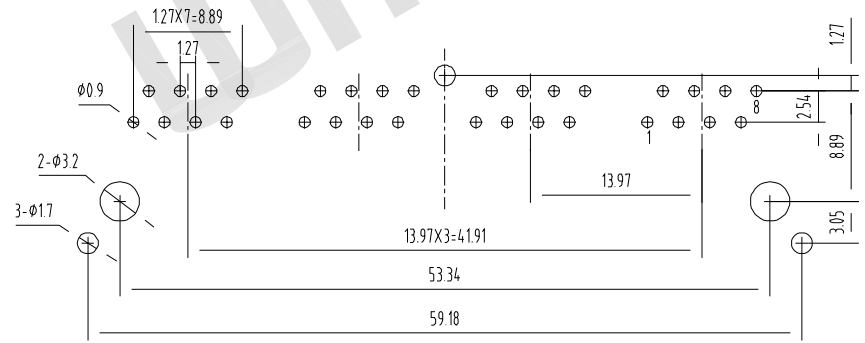


Material:
Housing Material: PBT, PA66, PA46, High Temp Nylon UL94V-0, Black and Grey Color
Contact Material: Phosphor Bronze 0.46mm, Round PIN
Shield Material: Copper, Nickel Plated
Plating: Gold Plating over Nickel

Electrical:
Voltage Rating: 125 V AC RMS
Current Rating: 1.5 Amp
Contact Resistance: 30mΩ Max.
Insulation Resistance: 500MΩ Min. @ 500 VDC
Dielectric Withstanding Resistance: 1000 VAC RMS 60Hz, 1 Min.

Mechanical:
Durability : 750 Cycles Min.
PCB Retention Force: 10 LBS Min.

Environmental:
Storage Temperature : -40°C to +85°C
Operation Temperature: -40°C to +85°C



PC Board Layout
Component Side Shown

MJFB - 108 X X X X X X X

Shield	No. of Ports	Peg	Insulator Material	Housing Color	Gold Plating
0 - w/o Shield	1 - 1x1	0 - w/o peg	1 - PBT	1 - Black	1 - G/μ"
1 - w/ Shield	2 - 1x2	1 - Front peg 3.05	2 - PA66	2 - Grey	2 - 3μ"
	4 - 1x4	2 - Front peg 3.68	3 - PA46	3 - Others	3 - 6μ"
	5 - 1x5	3 - Back peg 3.05			4 - 15μ"
	6 - 1x6				5 - 30μ"
	8 - 1x8				6 - 50μ"

GENERAL TOLERANCE		ANGLE TOLERANCE		PROJECTION	TITLE
X.	±0.60	X.	±5°		Side Entry, Multi Port
.X	±0.38	.X	±3°	mm	Shielded RJ45 1X4,10P8C
.XX	±0.25	.XX	±2°	SHEET SIZE	A4
DRAWING TYPE		CUSTOMER		SERIES	MJFB SERIES
SCALE		1:1		SHEET 1 OF 1	
DRAWING NO.		MJFB - 108XXXXXXXX			

WAYCONN CO.,LTD