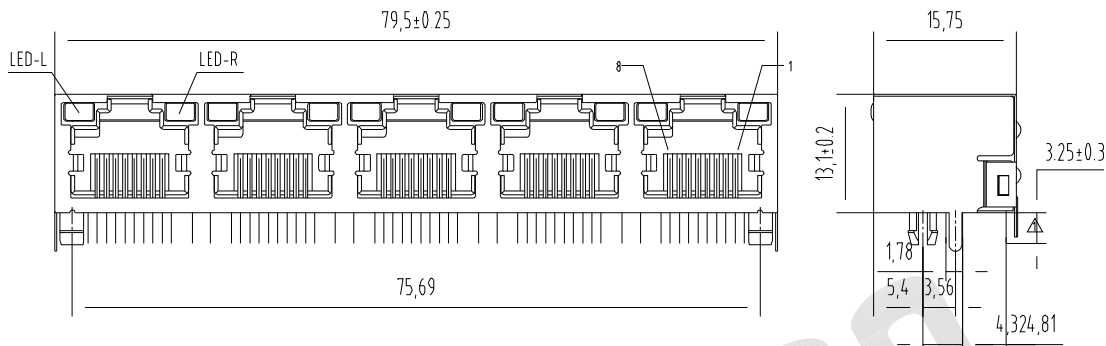


REV.	DESCRIPTION	DRAWN	CHECKED	APPROVED
A	NEW RELEASE	JLZ 03/24/16'	~	



Material:

Housing Material: PBT, PA66, PA46, High Temp Nylon UL94V-0, Black and Grey Color

Contact Material: Phosphor Bronze 0.46mm, Round PIN

Shield Material: Copper, Nickel Plated

Plating: Gold Plating over Nickel

Electrical:

Voltage Rating: 125 V AC RMS

Current Rating: 1.5 Amp

Contact Resistance: 30mΩ Max.

Insulation Resistance: 500MΩ Min. @ 500 VDC

Dielectric Withstanding Resistance: 1000 VAC RMS 60Hz, 1 Min.

Mechanical:

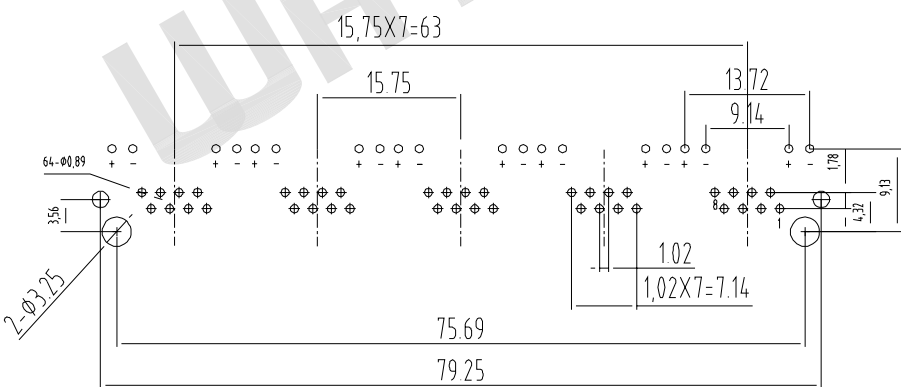
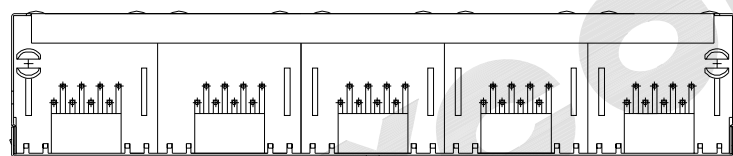
Durability : 750 Cycles Min.

PCB Retention Force: 10 LBS Min.

Environmental:

Storage Temperature : -40°C to +85°C

Operation Temperature: -40°C to +85°C



PC Board Layout
Component Side Shown

MJF - 88 X X - L X X X X

Shield	No. of Ports	LED Options	Back Peg	Insulator Material	Gold Plating
0 - w/o Shield	1 - 1x1	0 - w/o LED	0 - w/o Back peg	1 - PBT	1 - G/Fμ"
1 - Shield w/o EMI	2 - 1x2	1 - Y/R	1 - 1 Back Peg	2 - PA66	2 - 3μ"
2 - Shield w/ EMI	3 - 1x3	2 - R/Y	2 - 2 Back Peg	3 - PA46	3 - 6μ"
	4 - 1x4	3 - Y/Y			4 - 15μ"
	5 - 1x5	4 - R/R			5 - 30μ"
	6 - 1x6	5 - SPECIAL			6 - 50μ"
	8 - 1x8				

GENERAL TOLERANCE		ANGLE TOLERANCE		PROJECTION	TITLE
X.	±0.60	X.	±5°	mm	Side Entry, 8P8C, Multi Port, Shielded RJ45 1X5 with LED
.X	±0.38	.X	±3°		
.XX	±0.25	.XX	±2°		
DRAWING TYPE		CUSTOMER		SHEET SIZE	SERIES
SCALE		1:1		A4	MJF SERIES
DRAWING NO.		MJF - 88XX-LXXXX			

WAYCONN CO.,LTD