

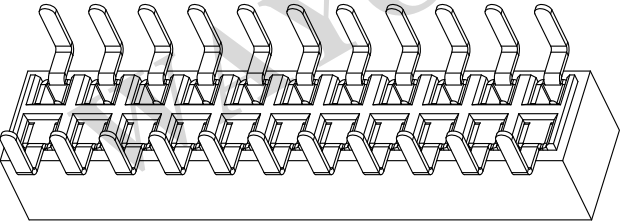
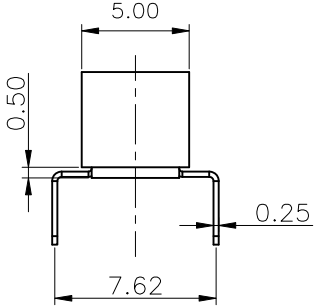
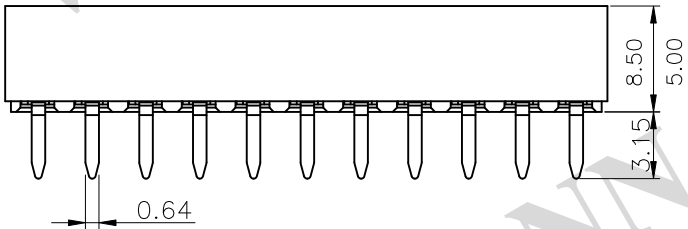
N:NUMBER OF CONTACTS/2

$$N \cdot 2.54 + 0.5 \pm 0.3$$

$$(N - 1) \cdot 2.54 \pm 0.25$$

$$2.54 \pm 0.1$$

$$2.54 \pm 0.1$$



1. MATERIAL
 - 1.1 INSULATOR: THERMOPLASTIC (UL 94V-0).
 - 1.2 CONTACT MATERIAL: COPPER ALLOY.
2. SPECIFICATION
 - 2.1 CURRENT RATING: 3.0 Amp.
 - 2.2 INSULATION RESISTANCE: 1000mΩ Min.
 - 2.3 DIELECTRIC WITHSTANDING: 600VAC.
 - 2.4 CONTACT RESISTENCE: 20mΩ Max.
 - 2.5 OPERATING TEMPERATURE: -40°C TO +105°C.
3. PLASTIC WITHSTAND TEMP
 - 3.1 MAX PROCESSING TEMP:
 - 180°C FOR 30-60 SEC; (200°C FOR 5-10 SEC.) - PBT
 - 230°C FOR 30-60 SEC; (260°C FOR 5-10 SEC.) - PA6T

FH 254 - XXX - XXX GX

| | |
|--|---|
| Gender P=Pin Header F=Female Header | Plating G0: Gold Flash G2: 1U" Gold G3: 3U" Gold G4: 5U" Gold G5: 10U" Gold G6: 15U" Gold SN: Tin |
| Pitch 0.80=080 1.00=100 1.27=127 2.00=200 2.54=254 | Packing Style 1. Loose in Bag 2. Tape & Reel 3. Tube |
| No. of PINS 1 x 01 ~ 1 x 40 PINS 2 x 01 ~ 2 x 40 PINS 3 x 01 ~ 3 x 40 PINS | Insulator Material 1: PBT 2: PA6T 3: PA9T 4: LCP |
| Connector Type S= Straight R= Right Angle M= SMT | |

| | |
|---|--|
| PRODUCT TITLE: 2.54mm Header Socket, 2 Row, Dual Entry, H: 8.5mm, 5.0mm | |
| UNLESS OTHERWISE SPECIFIED TOLERANCES | SCALE: 1/1 UNIT: mm |
| | SIZE: A3 PAGE: 1 OF 1 RAV.A01 FH254-2XX-SXXG0-20 |
| DECIMALS: X :±0.5 X.X :±0.3 X.XX :±0.2 | ANGLES: X :±6° X.X :±3° X.XX :±2° |
| WAYCONN ELECTRONICS | |