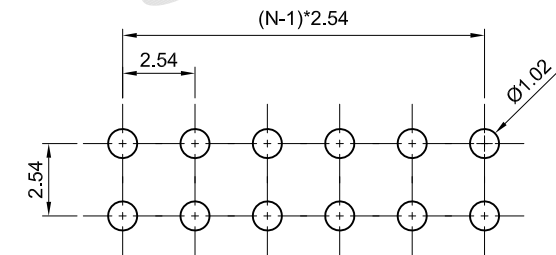
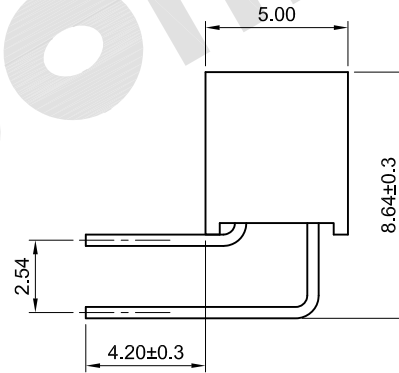
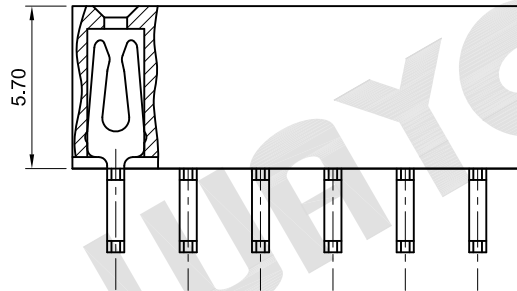
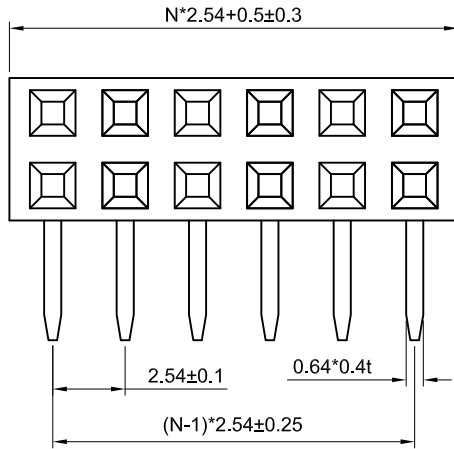


N=No.OF CONTACTS/2(DOUBLE ROW)



PCB LAYOUT

1. MATERIAL

- 1.1 INSULATOR: THERMOPLASTIC (UL 94V-0).
- 1.2 CONTACT MATERIAL: COPPER ALLOY.

2. SPECIFICATION

- 2.1 CURRENT RATING: 1.5 Amp.
- 2.2 INSULATION RESISTANCE: 1000mΩ Min.
- 2.3 DIELECTRIC WITHSTANDING: 600VAC.
- 2.4 CONTACT RESISTENCE: 20mΩ Max.
- 2.5 OPERATING TEMPERATURE: -40°C TO +105°C.

3. PLASTIC WITHSTAND TEMP

- 3.1 MAX PROCESSING TEMP:
180°C FOR 30-60 SEC; (200°C FOR 5-10 SEC.) - PBT
230°C FOR 30-60 SEC; (260°C FOR 5-10 SEC.) - PA6T

FH 254 - XXX - XXX GX - 35

Gender

P=Pin Header
F=Female Header

Pitch

0.80=080
1.00=100
1.27=127
2.00=200
2.54=254

No. of PINS

1 x 01 ~ 1 x 40 PINS
2 x 01 ~ 2 x 40 PINS
3 x 01 ~ 3 x 40 PINS

Connector Type

S=Straight
R=Right Angle
M=SMT

Plating

G0: Gold Flash
G2: 1U" Gold
G3: 3U" Gold
G4: 5U" Gold
G5: 10U" Gold
G6: 15U" Gold
SN: Tin

Packing Style

1. Loose in Bag
2. Tape & Reel
3. Tube

Insulator Material

1: PBT
2: PA6T
3: PA9T
4: LCP

PRODUCT TITLE:	2.54mm Pitch, Right Angle, Thru-Hole, Profile: 5mm, 2 Rows		
UNLESS OTHERWISE SPECIFIED TOLERANCES	SCALE: 1/1	UNIT: mm	
	SIZE: A3	PAGE: 1 OF 1	
DECIMALS:	ANGLES:	WAYCONN ELECTRONICS	
X :±0.5	X :±6°		
X.X :±0.3	X.X :±3°		
X.XX :±0.2	X.XX :±2°		