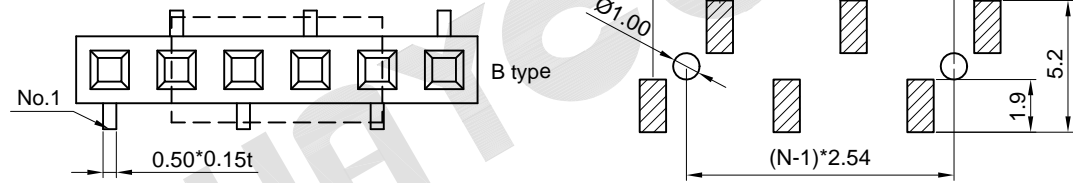


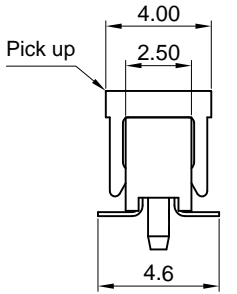
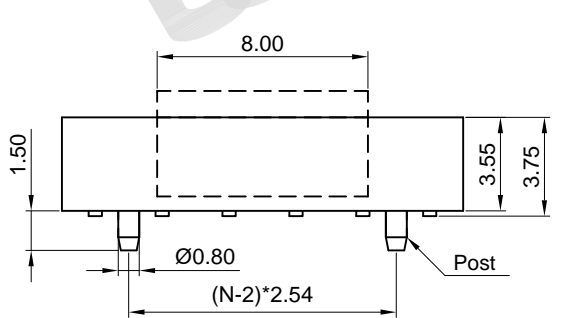
A type

N=No. of contacts



B type

Recommend PCB layout
(Tolerance:±0.05)



Pick up

1. MATERIAL

- 1.1 INSULATOR: THERMOPLASTIC (UL 94V-0).
- 1.2 CONTACT MATERIAL: COPPER ALLOY.

2. SPECIFICATION

- 2.1 CURRENT RATING: 1.5 Amp.
- 2.2 INSULATION RESISTANCE: 1000mΩ Min.
- 2.3 DIELECTRIC WITHSTANDING: 600VAC.
- 2.4 CONTACT RESISTANCE: 20mΩ Max.
- 2.5 OPERATING TEMPERATURE: -40°C TO +105°C.

3. PLASTIC WITHSTAND TEMP

- 3.1 MAX PROCESSING TEMP:
180°C FOR 30-60 SEC; (200°C FOR 5-10 SEC.) - PBT
230°C FOR 30-60 SEC; (260°C FOR 5-10 SEC.) - PA6T

FH 254 - XXX - XXX GX - 28

Gender P=Pin Header F=Female Header	Plating G0: Gold Flash G1: 1U" Gold G3: 3U" Gold G4: 5U" Gold G5: 10U" Gold G6: 15U" Gold SN: Tin
Pitch 0.80=080 1.00=100 1.27=127 2.00=200 2.54=254	Packing Style 1. Loose in Bag 2. Tape & Reel 3. Tube
No. of PINS 1 x 01 ~ 1 x 40 PINS 2 x 01 ~ 2 x 40 PINS 3 x 01 ~ 3 x 40 PINS	Insulator Material 1: PBT 2: PA6T 3: PA9T 4: LCP

PRODUCT TITLE: 2.54mm Pitch, SMT, Profile: 3.75mm, Single Row	
UNLESS OTHERWISE SPECIFIED TOLERANCES	SCALE: 1/1 UNIT: mm SIZE: A3 PAGE: 1 OF 1 RAV.A01
DECIMALS: X :±0.5 X.X :±0.3 X.XX :±0.2	ANGLES: X :±6° X.X :±3° X.XX :±2°
WAYCONN ELECTRONICS	