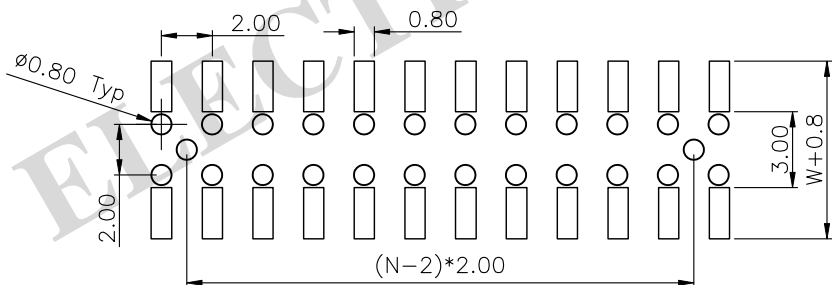
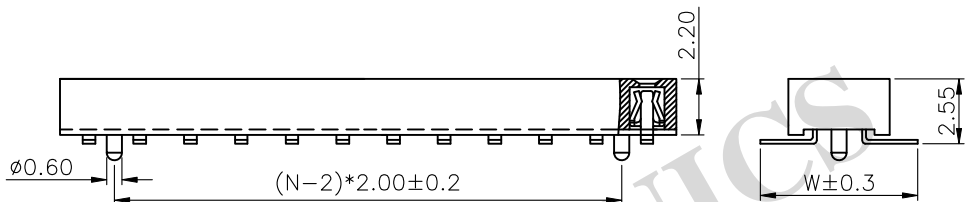
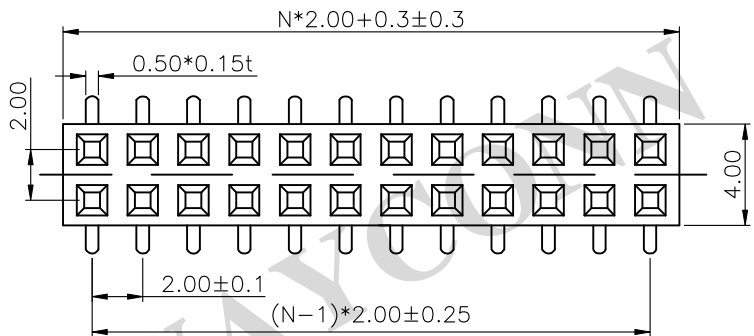


N=NUMBER OF CONTACTS/2



RECOMMEND PCB LAYOUT  
(TOLERANCE=±0.05)

1. MATERIAL

- 1.1 INSULATOR: THERMOPLASTIC (UL 94V-0).
- 1.2 CONTACT MATERIAL: COPPER ALLOY.

2. SPECIFICATION

- 2.1 CURRENT RATING: 2.0 Amp.
- 2.2 INSULATION RESISTANCE: 1000mΩ Min.
- 2.3 DIELECTRIC WITHSTANDING: 500VAC.
- 2.4 CONTACT RESISTENCE: 20mΩ Max.
- 2.5 OPERATING TEMPERATURE: -40°C TO +105°C.

3. PLASTIC WITHSTAND TEMP

- 3.1 MAX PROCESSING TEMP:  
180°C FOR 30-60 SEC; (200°C FOR 5-10 SEC.) - PBT  
230°C FOR 30-60 SEC; (260°C FOR 5-10 SEC.) - PA6T

**FH 200 - XXX - X X X GX**

<b>Gender</b> P=Pin Header F=Female Header	<b>Plating</b> G0: Gold Flash G2: 1U" Gold G3: 3U" Gold G4: 5U" Gold G5: 10U" Gold G6: 15U" Gold SN: Tin
<b>Pitch</b> 0.80=080 1.00=100 1.27=127 2.00=200 2.54=254	<b>Packing Style</b> 1. Loose in Bag 2. Tape & Reel 3. Tube
<b>No. of PINS</b> 1 x 01 ~ 1 x 40 PINS 2 x 01 ~ 2 x 40 PINS 3 x 01 ~ 3 x 40 PINS	<b>Insulator Material</b> 1: PBT 2: PA6T 3: PA9T 4: LCP
<b>Connector Type</b> S=Straight R=Right Angle M=SMT	

PRODUCT TITLE:	2.00mm SMT Header Socket, Dual Row, H: 2.2mm		
UNLESS OTHERWISE SPECIFIED TOLERANCES	SCALE: 1/1	UNIT: mm	FH200-2XX-MXXG0-23
	SIZE: A3	PAGE: 1 OF 1	Mylar Film & Post
DECIMALS: X :±0.5 X.X :±0.3 X.XX :±0.2	ANGLES: X :±6° X.X :±3° X.XX :±2°	<b>WAYCONN ELECTRONICS</b>	