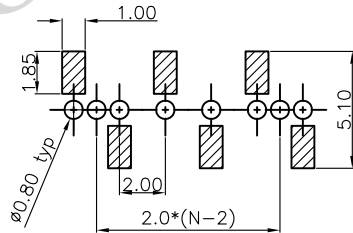
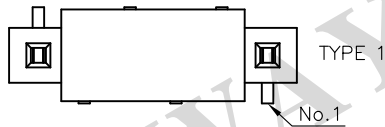
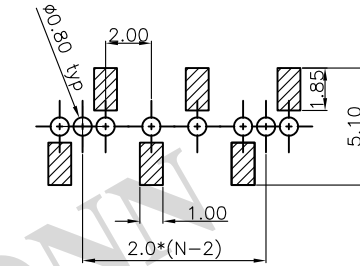
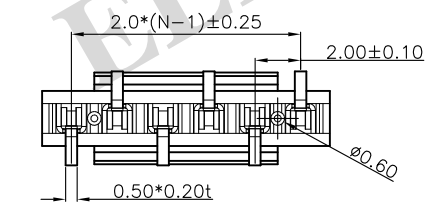
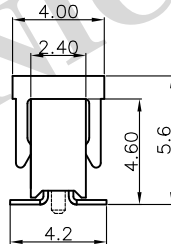
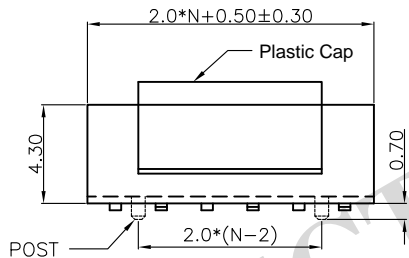


TYPE 2  
RECOMMEND PCB LAYOUT



N=No.OF CONTACTS

TYPE 1  
RECOMMEND PCB LAYOUT



1. MATERIAL

1.1 INSULATOR: THERMOPLASTIC (UL 94V-0).

1.2 CONTACT MATERIAL: COPPER ALLOY.

2. SPECIFICATION

2.1 CURRENT RATING: 1.5 Amp.

2.2 INSULATION RESISTANCE: 1000mΩ Min.

2.3 DIELECTRIC WITHSTANDING: 600VAC.

2.4 CONTACT RESISTENCE: 20mΩ Max.

2.5 OPERATING TEMPERATURE: -40°C TO +105°C.

3. PLASTIC WITHSTAND TEMP

3.1 MAX PROCESSING TEMP:

180°C FOR 30-60 SEC; (200°C FOR 5-10 SEC.) - PBT

230°C FOR 30-60 SEC; (260°C FOR 5-10 SEC.) - PA6T

**FH 200 - XXX - XXX GX**

Gender

P=Pin Header

F=Female Header

Pitch

0.80=080

1.00=100

1.27=127

2.00=200

2.54=254

No. of PINS

1 x 01 ~ 1 x 40 PINS

2 x 01 ~ 2 x 40 PINS

3 x 01 ~ 3 x 40 PINS

Connector Type

S=Straight

R=Right Angle

M=SMT

Plating

G0: Gold Flash

G2: 1U" Gold

G3: 3U" Gold

G4: 5U" Gold

G5: 10U" Gold

G6: 15U" Gold

SN: Tin

Packing Style

1. Loose in Bag

2. Tape & Reel

3. Tube

Insulator Material

1: PBT

2: PA6T

3: PA9T

4: LCP

PRODUCT TITLE: 2.00mm SMT Female Header Socket, Dual Row

UNLESS OTHERWISE SPECIFIED TOLERANCES: SCALE: 1/1 UNIT: mm RAV.A01 FH200-1XX-MXXG0-03 w/ Post & Cap

DECIMALS: ANGLES:  
X :±0.5 X :±6°  
X.X :±0.3 X.X :±3°  
X.XX :±0.2 X.XX :±2°

**WAYCONN ELECTRONICS**